

**2000 VA
15-1200 Hz**

1 ϕ → 0 - 150 V_{L-N}

2 ϕ → 0 - 300 V_{L-L}

3 ϕ → 0 - 150/260 V_{L-N}



Standard Features:

- Single phase output from front panel or bus command.
- 15 to 1200 Hz. Operation – 5000 Hz small signal bandwidth.
- Precision Voltage Programming – 0.05% with Continuous Self-Calibration (CSC) engaged.
- True-RMS metering of volts, amps, and power.
- LAN, USB, GPIB & RS232 Interfaces standard
- Waveform Library – Arbitrary Waveform Generator.
- 200 stored programs with associated transients for static and dynamic test applications.

Available Options:

- Rack enclosures with caster base
- Programmable Output Impedance
- Harmonic Analysis and Waveform Synthesis
- Peak Inrush Capture and Waveform Analysis
- PPSC Manager Software

Model 320LSX

As a member of Pacific's LMX-Series family of high performance AC Power Sources, the 320LSX offers the low acoustic noise, ease of installation, and maximum power density found in all of Pacific's high frequency, pulse width modulated AC Power Sources. Control and operational features provide a high degree of versatility and ease for applications ranging from simple, manually controlled frequency conversion to harmonic testing and sophisticated bus programmable transient simulation.

AC TEST POWER

The 320LSX is equipped with an advanced controller using three digital signal processors (DSPs) and one command processor with the ability to operate as a fully integrated test system. It supplies a variety of power conditions and transients to the device under test while metering and analyzing all output performance parameters.

FREQUENCY/VOLTAGE CONVERSION

The 320LSX is an excellent source of stable AC Voltage over the frequency range of 15 to 1200 Hz. The output frequency is quartz-crystal stabilized. Output voltages up to 300V_{LL} are available on the 320LSX model.

LSX SERIES REAL TIME CONTROLLER

The LSX Series uses a powerful real-time controller for generating AC waveforms, harmonics and inter harmonics and to digitize voltage and current output waveforms and measurements. All controllers provide intuitive front panel using a color touch screen LCD or remote control through standard LAN, USB, GPIB and RS232 interfaces.



320LSX Models Output Ratings

MODEL	Rated Power (VA) ¹	Output Form ²	Output Voltage Max ³ (I-n/I-l)				Output Current ⁴ (A _{rms})			
			Transformer			Direct	Transformer			
			Ratio 1.5:1	Ratio 2.0:1	Ratio 2.5:1		Ratio 1.5:1	Ratio 2.0:1	Ratio 2.5:1	
320LSX	2000	1, 2	150 / 300	n/a	n/a	n/a	20 / 12	n/a	n/a	n/a
		3	150 / 260	n/a	n/a	n/a	7 / ϕ	n/a	n/a	n/a

- Notes:**
1. Rated output power is based on a combination of output voltage, current and load power factor. Values stated represent the rated capabilities of a given model. Consult factory for assistance in determining specific unit capabilities as they might apply to your application.
 2. All single phase units except the 115LSX are operable with dual voltage ranges as listed. Output voltage ranges and 1 ϕ /2 ϕ conversions are selected by front panel or bus command.
 3. Output voltage ranges listed are for standard units. VMAX is achievable with nominal input voltage at full load.
 4. Available current will vary with output voltage and power factor.



FREQUENCY CONVERSION



AEROSPACE



R & D



MILITARY



MANUFACTURING



CUSTOM

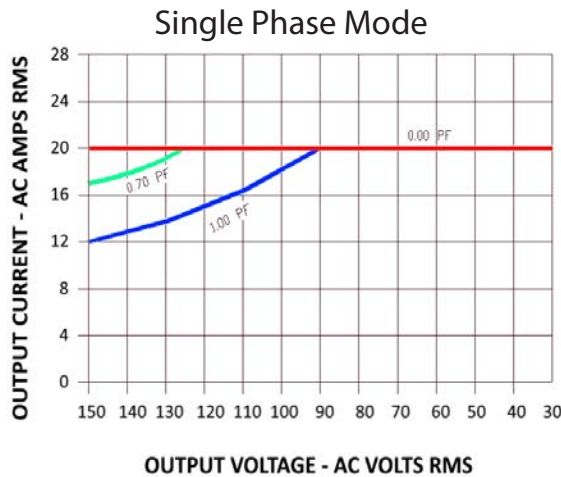
LSX Power Source Specifications (PF = 1.0, $V_{out} > 25\%$ F.S.)

Output Frequency	Line Regulation	Load Regulation ¹	Output Distortion (V_{THD})	Ripple & Noise	Response Time
Full Power 15-1200 Hz Direct Coupled 45-1200 Hz Transformer Coupled	0.1% max for a $\pm 10\%$ line change	Direct Coupled Ranges: 15 to 200 Hz $< \pm 0.25\%$ 200 to 1200 Hz $< 0.5\%$	15 to 200 Hz $< \pm 0.25\%$ 200 to 1200 Hz $< f * 0.7 + 0.11\%$	< 66 dB	60 msec typ. for a 10-90% load step

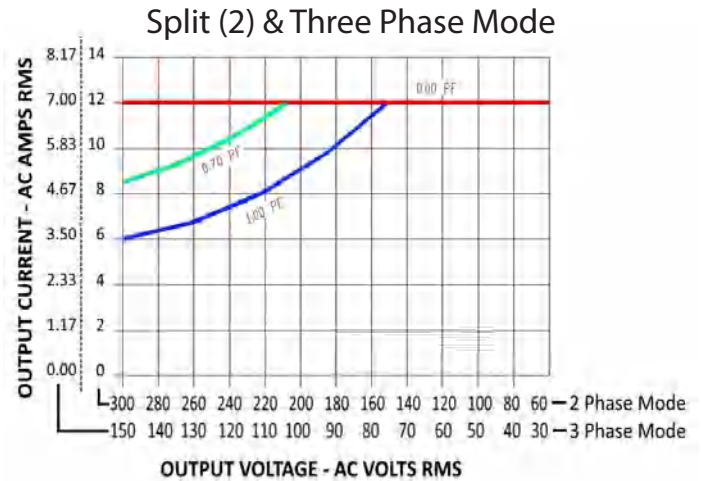
Note 1: Improves to less than 0.05% with external sense and CSC mode enabled. Frequency "f" is in kHz. For transformer coupled voltage ranges, load regulation by step-up ratio is: 1.5:1 - 2%, 2.0:1 - 4%, 2.5:1 - 5%. Improves to $< 0.1\%$ with external sense and CSC mode enabled.

Thermal and Load Power Factor Rating Curves

Rated Continuous Load Current as a Function of Power Factor and Output Voltage at Nominal Input Line.



Short term overloads to 30A are permitted. Operating time before thermal shutdown or circuit breaker trip varies from seconds to several minutes depending upon line and temperature conditions.




Short term overloads to 15A are permitted. Operating time before thermal shutdown or circuit breaker trip varies from seconds to several minutes depending upon line and temperature conditions.

AC Input Power Requirements (47-63 Hz)

Input Voltage:	100 Vac $\pm 10\%$	110 Vac $\pm 10\%$	120 Vac $\pm 10\%$	200 Vac $\pm 10\%$	208 / 220 Vac $\pm 10\%$	230 / 240 Vac $\pm 10\%$
AC Input Current:	22 Arms	20 Arms	18 Arms	10 Arms	10 Arms	9 Arms
Recommended Input Service:	25 A	25 A	25 A	15 A	15 A	15A

Chassis Dimensions and Weights



Ordering Information

Model	T Option Ratio	AC Input Voltage (1 ϕ)	Options
320LSX	n/a	Specify: 100, 110, 120, 200, 208, 220, 230 or 240	PPSC Test Manager SW License Avionics or IEC Test Sequences

Order Example:

- 320LSX, V_{IN} : 230VAC
- 2000VA, 1-Phase, AC Power Source
 - 230VAC, 1 Phase Input Voltage

Model	Lbs / Kg
320LSX	85 / 38.5

M Version reduced feature set versions:

A reduced feature set basic LSXM model version of the LSX is available as well.