

19" Power Distribution Units

# POWER DISTRIBUTION UNIT SE SERIES

Production Series A

## SE Series – Brief Profile

H&H power distribution units are designed for the construction of comprehensive test facilities in connection with electronic loads.

They serve as a central mains switch with emergency stop function, whereby the emergency stop can also be integrated into a higher-level emergency stop system. Each circuit is individually fused. Some of the devices are equipped with their own residual current circuit breaker. An integrated DC power supply extends the flexibility.

Corresponding cabinet systems can be found at page 141 .

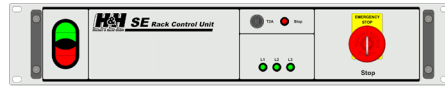


- Central mains switch
- Emergency stop function
- Also with residual circuit breaker
- Can be integrated into external emergency stop systems
- All circuits individually fused
- Built-in DC power supply on most models

Front View

Rear View

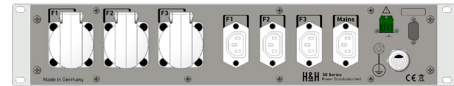
SE1PH16S-FP-TB  
SE3PH16S-FP-TB  
SE3PH32S-FP-TB



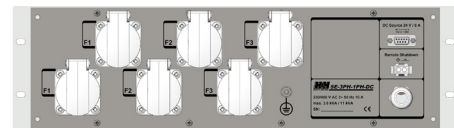
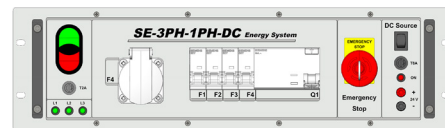
SE1PH16SE-CB



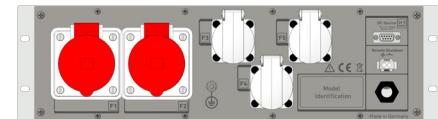
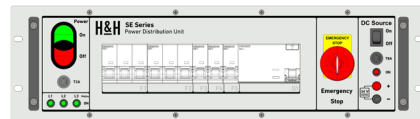
SE1PH16SU-CB



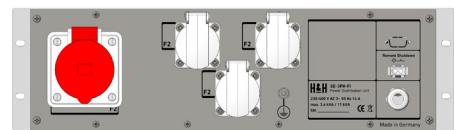
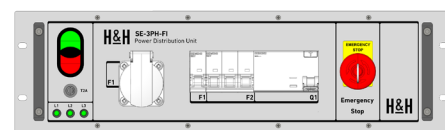
SE3PH16SE-CBFI-DC12  
SE3PH16SE-CBFI-DC24



SE3PH32STU-CBFI-DC12  
SE3PH32STU-CBFI-DC24



SE3PH16STU-CBFI



Model (Order number)	SE1PH16S-FP-TB <sup>1)</sup>	SE3PH16S-FP-TB <sup>1)</sup>	SE3PH32S-FP-TB <sup>1)</sup>	SE1PH16SE-CB	SE1PH16SU-CB
Mains	1/N/PE AC 230 V 50 ... 60 Hz	3/N/PE AC 400/230 V 50 ... 60 Hz	3/N/PE AC 400/230 V 50 ... 60 Hz	1/N/PE AC 230 V 50 ... 60 Hz	1/N/PE AC 230 V 50 ... 60 Hz
Power distribution	max. 3.6 kVA	max. 3.6 kVA (1~) / max. 10.8 kVA (3~)	max. 3.6 kVA (1~) / max. 22 kVA (3~)	max. 3.6 kVA	max. 3.6 kVA
Connection	16 A	16 A CEE	32 A CEE	16 A	16 A
Phase indicator	yes	yes	yes	yes	yes
Central power-off	yes	yes	yes	yes	yes
Residual current circuit breaker	-	-	-	-	-
Circuit breaker	-	-	-	3x 16 A Type C (1~)	3x 16 A Type C (1~)
Connections permanent	1x 1/N/PE AC 230 V 50 ... 60 Hz (socket strip)	1x 1/N/PE AC 230 V 50 ... 60 Hz (socket strip)	1x 1/N/PE AC 230 V 50 ... 60 Hz (socket strip)	-	1x 1/N/PE AC 230 V 50 ... 60 Hz (cold device socket)
Connections deactivatable	1x 1/N/PE AC 230 V 50 ... 60 Hz (socket strip)	1x 3/N/PE AC 400/230 V 50 ... 60 Hz (terminal blocks <sup>2)</sup> ), 2x 1/N/PE AC 230 V 50 ... 60 Hz (socket strip)	1x 3/N/PE AC 400/230 V 50 ... 60 Hz (terminal blocks <sup>2)</sup> ), 2x 1/N/PE AC 230 V 50 ... 60 Hz (socket strip)	6x 1/N/PE AC 230 V 50 ... 60 Hz (protective contact socket)	3x 1/N/PE AC 230 V 50 ... 60 Hz (protective contact socket), 3x 1/N/PE AC 230 V 50 ... 60 Hz (cold device socket)
Low voltage source voltage, current, fuse	-	-	-	-	-
Weight	4 kg	4 kg	4.5 kg	9 kg	9 kg
Housing / 3D model <sup>3)</sup>	19", 2 U / SE_M1	19", 2 U / SE_M1	19", 2 U / SE_M1	19", 2 U / SE_M2	19", 2 U / SE_M3

Model (Order number)	SE3PH16SE-CBFI-DC12	SE3PH16SE-CBFI-DC24	SE3PH32STU-CBFI-DC12	SE3PH32STU-CBFI-DC24	SE3PH16STU-CBFI
Mains	3/N/PE AC 400/230 V 50 ... 60 Hz	3/N/PE AC 400/230 V 50 ... 60 Hz	3/N/PE AC 400/230 V 50 ... 60 Hz	3/N/PE AC 400/230 V 50 ... 60 Hz	3/N/PE AC 400/230 V 50 ... 60 Hz
Power distribution	max. 3.6 kVA (1~) / max. 10.8 kVA (3~)	max. 3.6 kVA (1~) / max. 10.8 kVA (3~)	max. 3.6 kVA (1~) / max. 10.8 kVA (3~)	max. 3.6 kVA (1~) / max. 10.8 kVA (3~)	max. 3.6 kVA (1~) / max. 10.8 kVA (3~)
Connection	16 A CEE	16 A CEE	32 A CEE	32 A CEE	16 A CEE
Phase indicator	yes	yes	yes	yes	yes
Central power-off	yes	yes	yes	yes	yes
Residual current circuit breaker	30 mA, In = 40 A	30 mA, In = 40 A	30 mA, In = 40 A	30 mA, In = 40 A	30 mA, In = 40 A
Circuit breaker	3x 16 A Type C (1~) 1x 10 A Type B (1~)	3x 16 A Type C (1~) 1x 10 A Type B (1~)	3x 16 A Type C (1~) 2x 16 A Type C (3~)	3x 16 A Type C (1~) 2x 16 A Type C (3~)	1x 16 A Type C (3~) 1x 10 A Type B (1~)
Connections permanent	-	-	-	-	-
Connections deactivatable	7x 1/N/PE AC 230 V 50 ... 60 Hz (protective contact socket)	7x 1/N/PE AC 230 V 50 ... 60 Hz (protective contact socket)	2x 1/N/PE AC 400/230 V 50 ... 60 Hz (CEE16 pro- tective contact socket), 3x 1/N/PE AC 230 V 50 ... 60 Hz (protective contact socket)	2x 1/N/PE AC 400/230 V 50 ... 60 Hz (CEE16 pro- tective contact socket), 3x 1/N/PE AC 230 V 50 ... 60 Hz (protective contact socket)	1x 3/N/PE AC 400/230 V 50 ... 60 Hz (CEE16 pro- tective contact socket), 3x 1/N/PE AC 230 V 50 ... 60 Hz (protective contact socket)
Low voltage source voltage, current, fuse	12 V, 8 A, T8A	24 V, 8 A, T8A	12 V, 8 A, T8A	24 V, 8 A, T8A	-
Weight	19.5 kg	19.5 kg	20 kg	20 kg	19.5 kg
Housing / 3D model <sup>3)</sup>	19", 3 U / SE_M7	19", 3 U / SE_M7	19", 3 U / SE_M8	19", 3 U / SE_M8	19", 3 U / SE_M13

1. Assembled front panel, only in combination with a rack
2. Terminals on top-hat rail at the front panel's rear side
3. Detailed dimensions by means of 3D models at [www.hoecherl-hackl.com/downloads](http://www.hoecherl-hackl.com/downloads).

Control circuit	
Fuse	T2A
Operating conditions	
Operating temperature	5 ... 40 °C
Stock temperature	-25 ... 65 °C
Max. operating height	2,000 m above sea level
Pollution degree	2
Max. humidity	80 % at 31 °C, linear decreasing to 50 % at 40 °C
Weight	see model overview
Mains	see model overview
Mains voltage tolerance	-15 ... 10 %
Housing	
Dimensions, weight	see model overview
Color	
Front panel	RAL7035 (light grey)
Rear panel	stainless steel (except SE1PH16S-FP-TB, SE3PH16S-FP-TB, SE3PH32S-FP-TB)
Side, top	zinc grey (except SE1PH16S-FP-TB, SE3PH16S-FP-TB, SE3PH32S-FP-TB)
Safety and EMC	
Protection class	1
Electrical safety	DIN EN 61010-1
EMC	DIN EN 61326-1 DIN EN 55011 DIN EN 61000-3-2 DIN EN 61000-3-3
Warranty	2 years